

Tools for AzM2

These tools are currently available in the AzM2 Sample Tests and will be operational for the Spring 2021 AzM2 Assessment. These are best viewed using Chrome, Firefox, or Edge.

Equation Editor Tool

Grade and EOC-specific Equation Editor practice tools are available for students to use to become familiar with how they work. These new tools are on the sample test selection page when students log in as a guest or with their student credentials.


Writing Sandbox Tool


The Writing Sandbox provides students with the same typing interface students will see in the sample test and operational test. Since there are no passages or prompts associated with the Sandbox, teachers can assign their own content. Students can then type their responses and print these.

Your Tests


Select the test you need to take.

ELA


 **Start Sample G6 ELA Writing**
This is opportunity 1 of 99


 **Start Sample G6 ELA Reading**
This is opportunity 1 of 99

Math

 **Start Sample G6 Math**
This is opportunity 1 of 99

Tools

 **Start G6 Equation Editor**
This is opportunity 1 of 99

 **Start Writing Sandbox**
This is opportunity 1 of 99

Next Step:
If you do not see the test you need to take, notify your Test Administrator and select **Back to Login**.

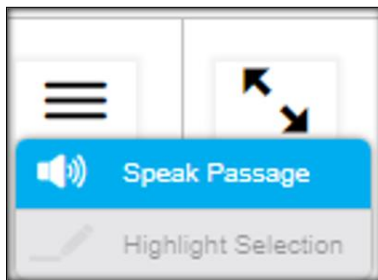
[Back to Login](#)

Text to Speech

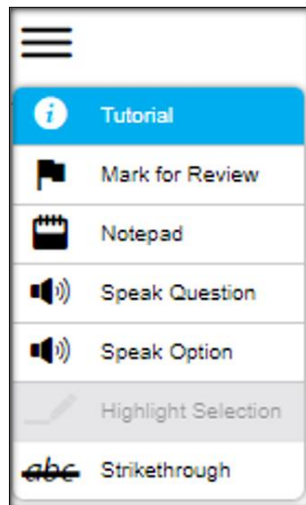
Text-to-Speech is now available for all students in the Writing and Math portions of the test. Since Text-to-Speech for Instructions, Stimuli, and Items are embedded in the test, Test Administrators will not need to select this tool for students.

Students will need to practice using this new tool in the Sample Test. The Context Menu (three lines) will provide a dropdown selection of tools for students to select. In each case, the Text-to-Speech icon is the speaker.

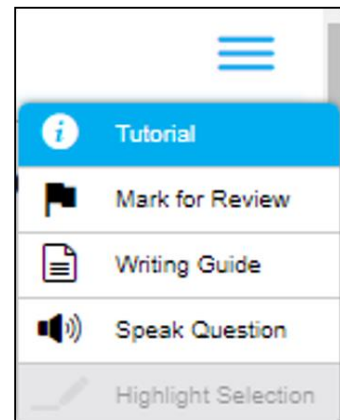
Writing Passage



Selected Response Items



Other item types



Pagination

Students will have pagination rather than a scrollbar for the ELA reading and writing passages. At the bottom of the page, they can click to go forward or back in the passage or to extend the passage across the screen in a book view.

